







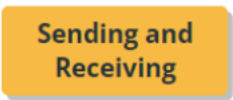
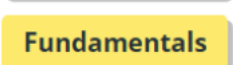
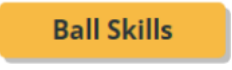
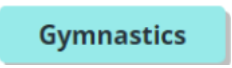

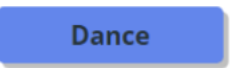
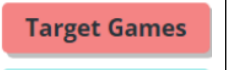
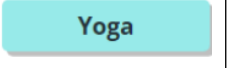
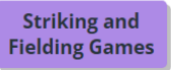


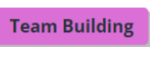


Larch, Beech, Willow (years 1 and 2) – 2024/25

Cycle A	Autumn 1	Autumn 1	Autumn 2	Spring 1	Spring 2	Summer 1	Summer 2
Enquiry Driver	PSHE	History		Science		Geography	
Name	Identity	Memory Box		Magnificent Materials		Precious Planet	
Question		How has Britain changed in the last 100 years?		Which materials would be best to build a house?		Can 6 year olds save the world?	
Book							
Writing Genre/Outcomes		Narrative Retell of the Paper dolls Alternative ending of the the paper dolls Retell of the transport museum trip Writing an adventure story Fantasy narrative News report about a missing toy		Retell of the the Three little pigs Alternative ending Comparison between two texts Setting description Retell of Jack and the beanstalk Diary Entry day in the life of an astronaut		Persuasive Letter Short Narrative Retell Perosnal narrative retell: Trip	

Cycle A	Autumn 1	Autumn 1	Autumn 2	Spring 1	Spring 2	Summer 1	Summer 2
				Set of instructions to clean up litter on the moon			
History		Changes In Toys				Continents	
Geography		Changes In Technology				Hot And Cold Climate	
Enquiry Enhancer Art/DT		DT Our Fabric Faces Identity - Join fabric in a variety of ways, including using running stitch.	DT Memory Box Cooking and Nutrition Understand where food comes from. Compare food from a different era.	Art Playful Making Exploring materials and intention through a playful approach.	DT Marvellous Materials Moving Picture Books (Three Little Pigs Scene) Exploring materials and use mechanisms (for example levers, sliders in their products.	Art Spirals. Using drawing collage and mark making to explore spirals	Art Exploring Watercolour Exploring watercolour and discovering we can use accidental marks to help us make art.
Science Working Scientifically (ongoing development):		Biology My Body	Biology Identifying Animals	Physics Everyday Materials	Physics Exploring Everyday Materials	Biology Identifying Plants	
		Working Scientifically (ongoing development): I identify and classify; observe closely, using simple equipment; perform simple tests; use observation and ideas to suggest answers to questions; gather and record data;					
		Online safety is essential to PSHE and computing so this is done throughout the year. 'Grouping and Sorting' and 'Pictograms' are also taught throughout the year.					
RE Visit to a Church SPECIAL BUILDINGS		Leaders and Teachers Special Buildings - Visit a Church	Why do Christians give gifts at Christmas?	Special Books	What do Muslims celebrate?	What do Sikhs believe?	
PSHE/SMSC/SRE PSHE - Zippy		Identity: Its Good To Be Me Zones of Regulation Online Safety	Bonfire Safety Zippy Module 1 Its My Body Online Safety	Zippy Module 2 Its My Body Online Safety	Money Its My Body Online Safety	Zippy Module 3 Keeping Safe Online Safety	One World Online Safety
Staying Safe		Keeping Safe Online	Keeping Safe Online	Keeping Safe Online	Keeping Safe Online Sun Safety	Keeping Safe Online	Keeping Safe Online









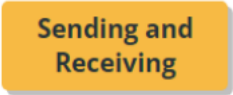
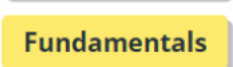

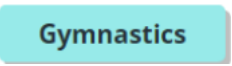

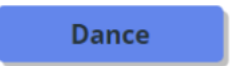
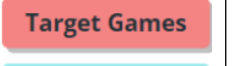
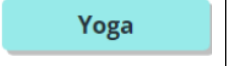
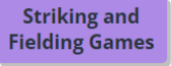


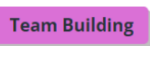
Cycle A	Autumn 1	Autumn 1	Autumn 2	Spring 1	Spring 2	Summer 1	Summer 2	
Computing	Digital Writing	Grouping Data	Data and Information - Pictograms	Programming - Introduction to animation	Programming - an introduction to quizzes	Creating Musix		
								
	E Safety Curriculum Overview Cycle A - Taught during PSHE and Computing Lessons							
	<p>I can recognise that there may be people online who could make someone feel sad, embarrassed or upset. Revisit "Digiduck's big decision"</p> <p>https://www.childnet.com/resources/digiduck-stories/digiducks-big-decision/</p>	<p>I can give examples of when I should ask permission to do something online and explain why this is important. If something happens that makes me feel sad, worried, uncomfortable or frightened I can give examples of when and how to speak to an adult I can trust and how they can help.</p>	<p>I can recognise that information can stay online and could be copied. I can explain why it is important to be considerate and kind to people online and to respect their choices. I can explain why things one person finds funny or sad online may not always be seen in the same way by others.</p>	<p>I can describe how to behave online in ways that do not upset others and can give examples. I know / understand that we can encounter a range of things online including things we like and don't like as well as things which are real or make believe / a joke.</p>	<p>I can give simple examples of how to find information using digital technologies, e.g. search engines, voice activated searching. I can explain why it is important to always ask a trusted adult before sharing make believe / a joke.</p>	<p>I can explain rules to keep myself safe when using technology both in and beyond the home.</p>		
Music	Hey You!	Rhythm In The Way We Walk	In The Groove	Round And Round	Your Imagination	Reflect, Rewind And Replay		
PE Year 1 Larch	 	 	 	 	 	 		

Cycle A	Autumn 1	Autumn 1	Autumn 2	Spring 1	Spring 2	Summer 1	Summer 2
PE Year 1/2 Beech	Ball Skills	Sending and Receiving	Target Games	Invasion Games	Net and Wall Games	Striking and Fielding Games	
	Fundamentals	Gymnastics	Dance	Yoga	Athletics	Team Building	
PE Willow Year 2	Ball Skills	Invasion Games	Target Games	Fitness	Net and Wall Games	Striking and Fielding Games	
	Fundamentals	Gymnastics	Dance	Yoga	Athletics	Team Building	

Larch, Beech, Willow (years 1 and 2) – 2025/26

Cycle A	Autumn 1	Autumn 1	Autumn 2	Spring 1	Spring 2	Summer 1	Summer 2
Enquiry Driver	PSHE	History		Science		Geography	
Name	Identity	Memory Box		Magnificent Materials		Precious Planet	
Question		How has Britain changed in the last 100 years?		Which materials would be best to build a house?		Can 6 year olds save the world?	
Book							
Writing Genre/Outcomes		Narrative Retell of the Paper dolls Alternative ending of the the paper dolls Retell of the transport museum trip Writing an adventure story Fantasy narrative News report about a missing toy		Retell of the the Three little pigs Alternative ending Comparison between two texts Setting description Retell of Jack and the beanstalk Diary Entry day in the life of an astronaut		Persuasive Letter Short Narrative Retell Perosnal narrative retell: Trip	

Cycle A	Autumn 1	Autumn 1	Autumn 2	Spring 1	Spring 2	Summer 1	Summer 2	
				Set of instructions to clean up litter on the moon				
History		Changes In Toys				Continents		
Geography		Changes In Technology				Hot And Cold Climate		
Enquiry Enhancer Art/DT		DT Our Fabric Faces Identity - Join fabric in a variety of ways, including using running stitch.	DT Memory Box Cooking and Nutrition Understand where food comes from. Compare food from a different era.	Art Playful Making Exploring materials and intention through a playful approach.	DT Marvellous Materials Moving Picture Books (Three Little Pigs Scene) Exploring materials and use mechanisms (for example levers, sliders in their products.	Art Spirals. Using drawing collage and mark making to explore spirals	Art Exploring Watercolour <i>Exploring watercolour and discovering we can use accidental marks to help us make art.</i>	
Science Working Scientifically (ongoing development):		Biology My Body	Biology Identifying Animals	Physics Everyday Materials	Physics Exploring Everyday Materials	Biology Identifying Plants		
		Working Scientifically (ongoing development): I identify and classify; observe closely, using simple equipment; perform simple tests; use observation and ideas to suggest answers to questions; gather and record data;						
		Online safety is essential to PSHE and computing so this is done throughout the year. 'Grouping and Sorting' and 'Pictograms' are also taught throughout the year.						
RE Visit to a Church SPECIAL BUILDINGS		Leaders and Teachers Special Buildings - Visit a Church	Why do Christians give gifts at Christmas?	Special Books	What do Muslims celebrate?	What do Sikhs believe?		
PSHE/SMSC/SRE PSHE - Zippy		Identity: Its Good To Be Me Zones of Regulation Online Safety	Bonfire Safety Zippy Module 1 Its My Body Online Safety	Zippy Module 2 Its My Body Online Safety	Money Its My Body Online Safety	Zippy Module 3 Keeping Safe Online Safety	One World Online Safety	
Staying Safe		Keeping Safe Online	Keeping Safe Online	Keeping Safe Online	Keeping Safe Online Sun Safety	Keeping Safe Online	Keeping Safe Online	

Cycle A	Autumn 1	Autumn 1	Autumn 2	Spring 1	Spring 2	Summer 1	Summer 2	
Computing	Digital Writing	Grouping Data	Data and Information - Pictograms	Programming - Introduction to animation	Programming - an introduction to quizzes	Creating Musix		
								
	E Safety Curriculum Overview Cycle A - Taught during PSHE and Computing Lessons							
	<p>I can recognise that there may be people online who could make someone feel sad, embarrassed or upset. Revisit "Digiduck's big decision"</p> <p>https://www.childnet.com/resources/digiduck-stories/digiducks-big-decision/</p>	<p>I can give examples of when I should ask permission to do something online and explain why this is important. If something happens that makes me feel sad, worried, uncomfortable or frightened I can give examples of when and how to speak to an adult I can trust and how they can help.</p>	<p>I can recognise that information can stay online and could be copied. I can explain why it is important to be considerate and kind to people online and to respect their choices. I can explain why things one person finds funny or sad online may not always be seen in the same way by others.</p>	<p>I can describe how to behave online in ways that do not upset others and can give examples. I know / understand that we can encounter a range of things online including things we like and don't like as well as things which are real or make believe / a joke.</p>	<p>I can give simple examples of how to find information using digital technologies, e.g. search engines, voice activated searching. I can explain why it is important to always ask a trusted adult before sharing make believe / a joke.</p>	<p>I can explain rules to keep myself safe when using technology both in and beyond the home.</p>		
Music	Hey You!	Rhythm In The Way We Walk	In The Groove	Round And Round	Your Imagination	Reflect, Rewind And Replay		
PE Year 1 Larch	 	 	 	 	 	 		

Cycle A	Autumn 1	Autumn 1	Autumn 2	Spring 1	Spring 2	Summer 1	Summer 2
PE Year 1/2 Beech	Ball Skills	Sending and Receiving	Target Games	Invasion Games	Net and Wall Games	Striking and Fielding Games	
	Fundamentals	Gymnastics	Dance	Yoga	Athletics	Team Building	
PE Willow Year 2	Ball Skills	Invasion Games	Target Games	Fitness	Net and Wall Games	Striking and Fielding Games	
	Fundamentals	Gymnastics	Dance	Yoga	Athletics	Team Building	